

Mini Anemometer with Temperature

Model No.: MS-915

Thank you for purchasing MEET Mini Anemometer Meter

1. Contents

- Anemometer
- Operating manual

2. Descriptions

Based on the high-speed and high-precision MCU calculation, this anemometer can provide fast and high accuracy measuring. It is designed for air velocity and temperature measuring project, quality control, illness prevention and cure and all kinds of environmental air velocity and temperature measurement. It is widely used for the air velocity and temperature measurement at constructional-engineering, factory, school, public transport, etc.

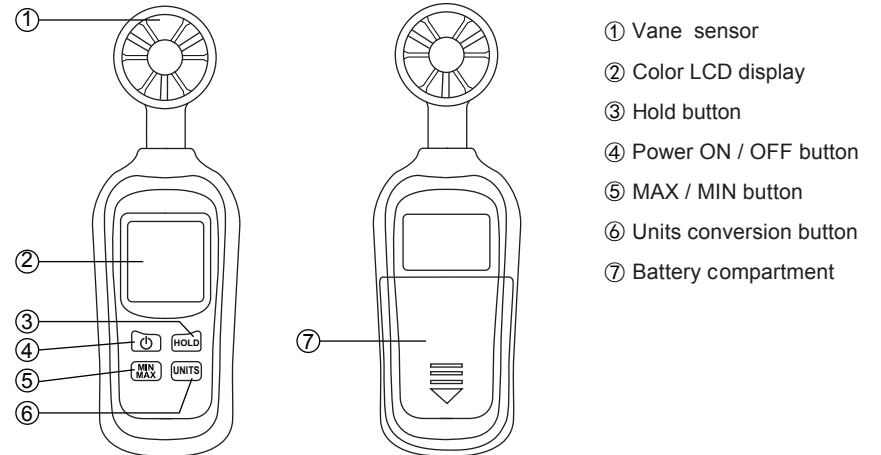
3. Advanced Features

- High accuracy, fast response
- Air velocity and temperature measurement
- Selectable measurement units: m/s, ft/min, MPH, km/hr or knots
- MAX. / MIN. reading display
- Color LCD display with backlight
- Convert temperature in °C / °F
- Over range indication
- Low battery indication
- Enable / Disable auto power off (APO)
- Freeze and Hold the reading

4. Specifications

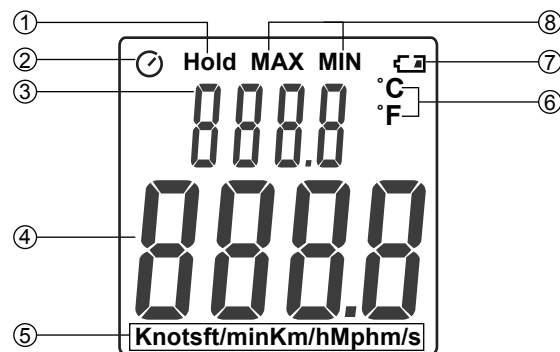
Display	4 digits color LCD display				
Measuring Range (Air velocity range)	0.4~30.0 m/s	1.4~108 Km/h	0.9~67.0 MPH	0.8~58.0 Knots	80~5900 ft/min
Accuracy (Air velocity)	±(3% + 0.3 m/s)	±(3% + 1.0 Km/H)	±(3% + 0.4 MPH)	±(3% + 0.4 knots)	±(3% + 40 ft/min)
Resolution (Air velocity)	0.1 m/s	0.1 Km/h	0.1 MPH	0.1 knots	1.0 ft/min
Range (Air temp.)	-20°C ~ 70°C / 4°F ~ 158°F				
Accuracy (Air temp.)	±1.5°C / ±2.7°F				
Resolution (Air temp.)	0.1				
Data update	300ms				
Enable / Disable Auto power off	The meter shuts off automatically after 15 minutes inactivity under auto power off mode, disable auto power off is available				
Operating Condition	-20°C ~ 60°C / -4°F ~ 140°F; 10% RH ~ 90% RH				
Storage Condition	-30°C ~ 60°C / -4°F ~ 140°F; 10% RH ~ 75% RH				
Battery Powered	3 x AAA (R03 / LR03)				
Battery Life	≥ 60 hours				
Dimensions (L x W x D) (approx.) mm	178.5x56x31				
Weight (approx.) grams	85				

5. Description



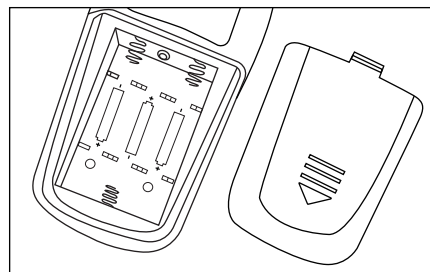
6. LCD display explanations

- ① Hold / Freeze reading icon
- ② Auto power off icon
- ③ Temperature readings
- ④ Air velocity readings
- ⑤ Velocity units icon
- ⑥ Temperature unit icon
- ⑦ Low battery indication
- ⑧ MAX/MIN reading



7. How to replace the battery

When the battery warning icon '⚡' display on the LCD, Push the battery cover out and replace 3 pcs fresh AAA battery as the correct polarity. To avoid chemical leakage from the battery, remove the battery if you are intended not to use the meter for a while



8. How to use

- A) Power ON / OFF Function
Power on / off. press "⏻" to turn on / off the meter. Backlit will be on once meter is power on
- B) Data Hold : In measuring mode, press "⏻", "HOLD" icon will appear on the LCD, which indicates the data is frozen, to release the held reading, press "⏻" again.
- C) 'MAX/MIN' : in measuring mode, press "MAX/MIN", "MAX" will appear on the LCD, the captured maximum reading will be displayed on the LCD, press "MAX/MIN" again, "MIN" will appear on the LCD and the captured minimum reading will be displayed on the LCD. Long press "MAX/MIN", the meter exit MAX/MIN measurement mode and back to normal measuring mode.
- D) Velocity unit conversion 'UNITS' button : in measuring mode, press "UNITS", the measuring unit will be converted from m/s, km/h, MPH, ft/min. Knots in turn
- E) Use of compound button
 - i) With the meter off, first press and hold "⏻" then press "⏻" to turn on the meter. It can change temperature unit (°C/°F), °C is preset.
 - ii) With the meter off, first press and hold "UNITS" then press "⏻" to turn on the meter. "⏻" icon on the LCD display disappear which indicates the 'auto power off' function is disabled, you need to turn off the meter through pressing "⏻" by manual.

Note : When "⏻" icon displayed on the screen, it indicates that the meter will automatically turn off after approx. 15 minutes of inactivity.

9. Notes

- A) This meter has already been calibrated before delivery. Do not revise the calibration parameters without professional personnel and device.
- B) All products are well calibrated before delivery. Recommended recalibration at 1 year intervals.
- C) Repairs or servicing not covered in this manual should only be performed by qualified personnel.
- D) Wipe the unit with a dry soft cloth periodically. Do not use abrasives or solvents on this instrument.
- E) Remove the battery when the meter is to be stored for long periods of time to avoid battery leakage.
- F) When the battery is low, LCD display "⚡" a new battery is needed to replace.
- G) Do not store or operate the meter in high temperature or humidity.
- G) Working in strong magnetic environment will affect the measuring accuracy.

Other products from MEET

Sound Level Meter



MS-911

- High accuracy, fast response
- With temperature measurement
- Wide frequency range
- Color LCD display with backlight
- Fast / slow time weighting
- Over range indication
- MAX / MIN record reading
- Enable / Disable auto power off (APO)
- Low battery indication
- Hold / Freeze reading

Lux / Light Meter



MS-912

- 0 to 200,000 Lux
- Auto range
- Measures Lux or Foot-Candles (FC)
- High accuracy and fast response sampling time
- With Temperature measurement
- Convert temp. in °C / °F
- Color LCD display with backlight
- Over range indication
- MAX / MIN record reading
- Enable / Disable auto power off (APO)
- Low battery indication
- Hold / Freeze reading

Temperature and Humidity meter



MS-913

- Measure Humidity, Air / Dew Point / Wet Bulb Temperature
- High accuracy humidity & temperature sensor
- MAX. / MIN. reading display
- Color LCD display with backlight
- Convert temperature in °C / °F
- Over range indication
- Enable / Disable auto power off (APO)
- Low battery indication
- Hold / Freeze reading